

Statistical Methods for Data Science

Lesson 15 - Linear Regression and Least Squares Estimation.

Salvatore Ruggieri

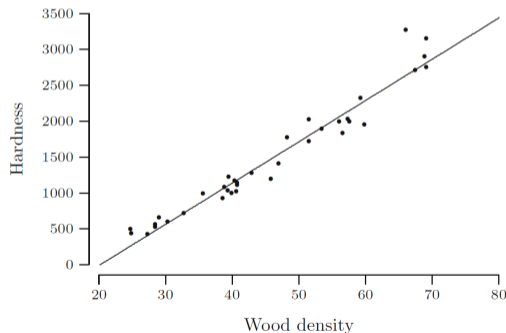
Department of Computer Science
University of Pisa
salvatore.ruggieri@unipi.it

Bivariate dataset

- Consider a bivariate dataset

$$(x_1, y_1), \dots, (x_n, y_n)$$

- It can be visualized in a scatter plot



- This suggests a relation $Hardness = \alpha + \beta \cdot Density + random\ fluctuation$

Simple linear regression model

SIMPLE LINEAR REGRESSION MODEL. In a *simple linear regression model* for a bivariate dataset $(x_1, y_1), (x_2, y_2), \dots, (x_n, y_n)$, we assume that x_1, x_2, \dots, x_n are nonrandom and that y_1, y_2, \dots, y_n are realizations of random variables Y_1, Y_2, \dots, Y_n satisfying

$$Y_i = \alpha + \beta x_i + U_i \quad \text{for } i = 1, 2, \dots, n,$$

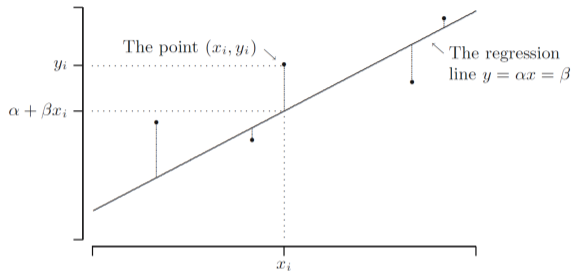
where U_1, \dots, U_n are *independent* random variables with $E[U_i] = 0$ and $\text{Var}(U_i) = \sigma^2$.

- *Regression line*: $y = \alpha + \beta x$ with *intercept* α and *slope* β
- x is called the *explanatory* (or *independent*) variable, and y the *response* (or *dependent*) variable
- Independence of U_1, \dots, U_n implies independence of Y_1, \dots, Y_n
 - ▶ But Y_i 's are not identically distributed, as $E[Y_i] = \alpha + \beta x_i$
- Also, notice $\text{Var}(Y_i) = \text{Var}(U_i) = \sigma^2$

[*homoscedasticity*]

Estimation of parameters

- How to estimate α and β ? MLE requires to know the distribution of the U_i 's



- $y_i - \alpha - \beta x_i$ is called a *residual*, and it is a realization of U_i
 - ▶ recall that $E[U_i] = 0$ and $Var(U_i) = E[U_i^2] = \sigma^2$
- The method of *Least Squares* prescribes to minimize the sum of squares of residuals:

$$\hat{\alpha}, \hat{\beta} = \underset{\alpha, \beta}{\operatorname{argmin}} S(\alpha, \beta) \quad \text{where } S(\alpha, \beta) = \sum_{i=1}^n (y_i - \alpha - \beta x_i)^2$$

Least Squares Estimates

$$S(\alpha, \beta) = \sum_{i=1}^n (y_i - \alpha - \beta x_i)^2$$

- Partial derivatives:

$$\frac{d}{d\alpha} S(\alpha, \beta) = - \sum_{i=1}^n 2(y_i - \alpha - \beta x_i) \quad \frac{d}{d\beta} S(\alpha, \beta) = - \sum_{i=1}^n 2(y_i - \alpha - \beta x_i)x_i$$

- Equal to 0 for:

$$n\alpha + \beta \sum_{i=1}^n x_i = \sum_{i=1}^n y_i \quad \alpha \sum_{i=1}^n x_i + \beta \sum_{i=1}^n x_i^2 = \sum_{i=1}^n x_i y_i$$

- and solving, we get:

$$\hat{\alpha} = \bar{y}_n - \hat{\beta} \bar{x}_n \quad \hat{\beta} = \frac{n \sum_{i=1}^n x_i y_i - (\sum_{i=1}^n x_i)(\sum_{i=1}^n y_i)}{n \sum_{i=1}^n x_i^2 - (\sum_{i=1}^n x_i)^2}$$

Least Squares Estimates

$$\hat{\alpha} = \bar{y}_n - \hat{\beta}\bar{x}_n \quad \hat{\beta} = \frac{n \sum_{i=1}^n x_i y_i - (\sum_{i=1}^n x_i)(\sum_{i=1}^n y_i)}{n \sum_{i=1}^n x_i^2 - (\sum_{i=1}^n x_i)^2}$$

- Equivalent form of $\hat{\beta}$

$$\hat{\beta} = \frac{\sum_{i=1}^n (x_i - \bar{x}_n)(y_i - \bar{y}_n)}{SXX} = r_{xy} \frac{s_y}{s_x}$$

[prove it!]

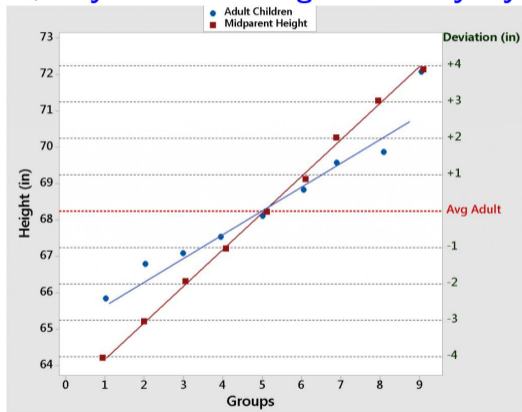
where:

- ▶ $SXX = \sum_{i=1}^n (x_i - \bar{x}_n)^2$
- ▶ $r_{xy} = \frac{\sum_{i=1}^n (x_i - \bar{x})(y_i - \bar{y})}{\sqrt{\sum_{i=1}^n (x_i - \bar{x})^2 \cdot \sum_{i=1}^n (y_i - \bar{y})^2}}$ is the Pearson's correlation coefficient
- ▶ $s_x = \sqrt{\frac{1}{n-1} \sum_{i=1}^n (x_i - \bar{x}_n)^2}$ is the sample standard deviations of x_i 's
- ▶ $s_y = \sqrt{\frac{1}{n-1} \sum_{i=1}^n (y_i - \bar{y}_n)^2}$ is the sample standard deviations of y_i 's
- The line $y = \hat{\alpha} + \hat{\beta}x$ always passes through the *center of gravity* (\bar{x}_n, \bar{y}_n)
 - ▶ Since $\hat{\alpha} = \bar{y}_n - \hat{\beta}\bar{x}_n$, we have $\hat{\alpha} + \hat{\beta}\bar{x}_n = \bar{y}_n - \hat{\beta}\bar{x}_n + \hat{\beta}\bar{x}_n = \bar{y}_n$

See R script

Why 'regression'?

So, why is it called 'regression' anyway?



- “Galton concluded that as heights of the parents deviated from the average height, [...] the heights of the children *regressed* to the average height of an adult.”

Unbiasedness of estimators: $\hat{\beta}$

- Consider the least square estimators:

$$\hat{\alpha} = \bar{Y}_n - \hat{\beta}\bar{x}_n \qquad \hat{\beta} = \frac{\sum_1^n (x_i - \bar{x}_n)(Y_i - \bar{Y}_n)}{SXX}$$

where $SXX = \sum_1^n (x_i - \bar{x}_n)^2$. Since $\sum_1^n (x_i - \bar{x}_n) = 0$, we can rewrite $\hat{\beta}$ as:

$$\hat{\beta} = \frac{\sum_1^n (x_i - \bar{x}_n)Y_i - \sum_1^n (x_i - \bar{x}_n)\bar{Y}_n}{SXX} = \frac{\sum_1^n (x_i - \bar{x}_n)Y_i}{SXX} \quad (1)$$

- We have:

$$E[\hat{\beta}] = \frac{\sum_1^n (x_i - \bar{x}_n)E[Y_i]}{SXX} = \frac{\sum_1^n (x_i - \bar{x}_n)(\alpha + \beta x_i)}{SXX} = \frac{\beta \sum_1^n (x_i - \bar{x}_n)x_i}{SXX} = \beta$$

where the last step follows since $\sum_1^n (x_i - \bar{x}_n)x_i = \sum_1^n (x_i - \bar{x}_n)x_i - \sum_1^n (x_i - \bar{x}_n)\bar{x} = SXX$.

- Moreover:

$$\text{Var}(\hat{\beta}) = \frac{\sum_1^n (x_i - \bar{x}_n)^2 \text{Var}(Y_i)}{SXX^2} = \sigma^2 \frac{\sum_1^n (x_i - \bar{x}_n)^2}{SXX^2} = \frac{\sigma^2}{SXX}$$

Unbiasedness of estimators: $\hat{\alpha}$

- Consider the least square estimators:

$$\hat{\alpha} = \bar{Y}_n - \hat{\beta}\bar{x}_n \qquad \hat{\beta} = \frac{\sum_{i=1}^n (x_i - \bar{x}_n)(Y_i - \bar{Y}_n)}{SXX}$$

- We have:

$$\begin{aligned} E[\hat{\alpha}] &= E[\bar{Y}_n] - \bar{x}_n E[\hat{\beta}] = \frac{1}{n} \sum_{i=1}^n E[Y_i] - \bar{x}_n \beta \\ &= \frac{1}{n} \sum_{i=1}^n (\alpha + \beta x_i) - \bar{x}_n \beta = \alpha + \bar{x}_n \beta - \bar{x}_n \beta = \alpha \end{aligned}$$

- Moreover:

$$\text{Var}(\hat{\alpha}) = \text{Var}(\bar{Y}_n - \hat{\beta}\bar{x}_n) = \text{Var}(\bar{Y}_n) + \bar{x}_n^2 \text{Var}(\hat{\beta}) - 2\bar{x}_n \text{Cov}(\bar{Y}_n, \hat{\beta}) = \sigma^2 \left(\frac{1}{n} + \frac{\bar{x}_n^2}{SXX} \right)$$

where $\text{Cov}(\bar{Y}_n, \hat{\beta}) = 0$

[prove it or see notes2.pdf!]

An estimator for σ^2 , and standard errors

- $\text{Var}(\hat{\alpha})$ and $\text{Var}(\hat{\beta})$ use σ^2 , which is unknown
- An unbiased estimate of σ^2 is:

$$\hat{\sigma}^2 = \frac{1}{n-2} \sum_1^n (y_i - \hat{\alpha} - \hat{\beta}x_i)^2$$

$\hat{\sigma}$ is called the *residual standard error*

- The *standard errors* of the coefficient estimators are defined as the estimates of the standard deviations:

$$\text{se}(\hat{\alpha}) = \hat{\sigma} \sqrt{\left(\frac{1}{n} + \frac{\bar{x}_n^2}{SXX}\right)} \qquad \text{se}(\hat{\beta}) = \frac{\hat{\sigma}}{\sqrt{SXX}} \qquad (2)$$

See R script

LSE: Relation with MLE

$$Y_i = \alpha + \beta x_i + U_i$$

- In case $U_i \sim N(0, \sigma^2)$, we have $Y_i \sim N(\alpha + \beta x_i, \sigma^2)$

- Log-likelihood is

$$\ell(\alpha, \beta) = \sum_{i=1}^n \log \left(\frac{1}{\sigma\sqrt{2\pi}} e^{-\frac{1}{2} \left(\frac{y_i - \alpha - \beta x_i}{\sigma} \right)^2} \right) = -n \log(\sigma\sqrt{2\pi}) - \frac{1}{2\sigma^2} \sum_{i=1}^n (y_i - \alpha - \beta x_i)^2$$

- It turns out that $\max_{\alpha, \beta} \ell(\alpha, \beta) = \hat{\alpha}, \hat{\beta}$ *[same estimators as LSE]*

Residuals and R^2

- Residual standard error vs Root Mean Squared Error (RMSE):

$$\hat{\sigma} = \sqrt{\frac{1}{n-2} \sum_1^n (y_i - \hat{\alpha} - \hat{\beta}x_i)^2} \quad RMSE = \sqrt{\frac{1}{n} \sum_1^n (y_i - \hat{\alpha} - \hat{\beta}x_i)^2}$$

both measure the variability we cannot explain with the regression model

- Compare $\hat{\sigma}^2$ to the variability of data:

$$\hat{\sigma}_y^2 = \frac{1}{n-1} \sum_1^n (y_i - \bar{y}_n)^2$$

through the *adjusted* R^2 :

$$adjR^2 = 1 - \frac{\hat{\sigma}^2}{\hat{\sigma}_y^2}$$

- $adjR^2$ ranges from 0 (no variability explained) to 1 (all variability explained)

Residuals and R^2

- When taking *un-adjusted* variances::

$$\hat{\sigma}^2 = \frac{1}{n} \sum_1^n (y_i - \hat{\alpha} - \hat{\beta}x_i)^2 \quad \hat{\sigma}_y^2 = \frac{1}{n} \sum_1^n (y_i - \bar{y}_n)^2$$

we define the *coefficient of determination* R^2 :

$$R^2 = 1 - \frac{\hat{\sigma}^2}{\hat{\sigma}_y^2}$$

See R script